

# LT50 RS485

Star Head Motor

**515S2** 1002427  
**535A2** 1002288



A new generation of intelligent motors that are controlled and monitored via Somfy Digital Network solutions and animeo® IP total solar management system.

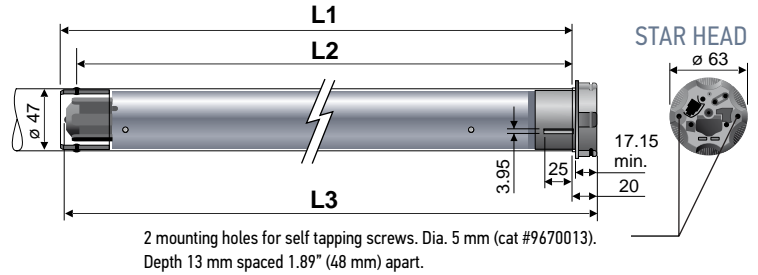
## Technical Features

<b>Voltage Supply</b>	120V AC, 60Hz
<b>Index Protection Rating</b>	IP 44 (interior & exterior use)
<b>Limit Switch Type</b>	Electronic
<b>Limit Switch Capacity</b>	300 Turns
<b>Temperature Working Range</b>	-4°F to 140°F (-20°C to 60°C) (interior and exterior use)
<b>Insulation Class</b>	Class 1 for 120V AC
<b>Wiring</b>	Parallel wiring allowed in accordance with NEC and local electrical codes.

## Specifications

	515	535
<b>Torque</b>	15 Nm	35 Nm
<b>Nominal Voltage</b>	120V / 60Hz	120V / 60Hz
<b>Rated Current</b>	1.8A	2.1A
<b>Speed</b>	38 rpm	20 rpm
<b>Thermal Protection</b>	4 minutes	4 minutes
<b>*Sound Level</b>	≤ 55 dBA	≤ 55 dBA

## Dimensions



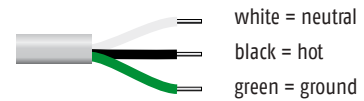
### Dimensions

<b>L1</b>	26.57 in. (675 mm)
<b>L2</b>	25.98 in. (660 mm)
<b>L3</b>	26.89 in. (683 mm)
<b>SJTW Power Cable Length</b>	9.8 ft. (3 m)
<b>Data Cable</b> (must be ordered separately)	Customizable and available in various lengths

**Optional cables with NEMA plugs available in 3 ft, 6 ft, 10 ft, 12 ft, 18 ft, 24 ft.**

## Type of power cable

**120V AC / 60Hz**  
**3 conductor cable**



### \* Sound Level:

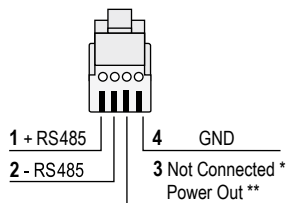
According to standards ISO 3741 NF 31022 in dBA ref 1pW at nominal torque without end product.

### Fabrication Recommendations:

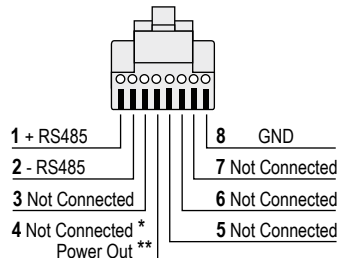
- Operational noise level is reduced when motor, tube, and mechanical accessories are properly adapted to motorized applications.
- Free play must be minimized between the accessories and the end product tube.
- Interior Tube Diameter (ID) > 47 mm must be respected.
- A motor crown adaptor between motor and end product tube is required to ensure concentric operation of motor.
- 500 Series Drive Stop and Screw (9910004) is recommended to prevent noise and drive wheel separation from motor shaft.
- Somfy Soft Clip Drive Wheel Adaptors (brown in color) are not recommended.

## Data Cable: RJ9/RJ45 (sold separately)

### RJ9 connects to motor



### RJ45 connects to network



\* Data cable (black) for animeo IP networks

\*\* Data cable (grey) for powering external modules

### 4 Cond. 26AWG modular cable with RJ9 on one end and RJ45 other end - (RTS, Z-Wave®, ZigBee modules)

GREY WITH POWER OUT	Length	Part #
	2.5 ft long	#9018545
	8 ft long	#9018546
	12 ft long	#9018547
	24 ft long	#9018548

### 4 Cond. 26AWG modular cable with RJ9 on one end and RJ45 other end - (SDN - animeo IP)

BLACK WITHOUT POWER OUT	Length	Part #
	2.5 ft long	#9018541
	8 ft long	#9018542
	12 ft long	#9018543
	24 ft long	#9018544

Visit [somfy.com/sdn-2-0](http://somfy.com/sdn-2-0) for complete information on SDN 2.0 Bus Distribution Products.